

Quizlet

Web Tool and App

What is Quizlet?

Quizlet is a free website providing learning tools for students, including flashcards, study and game modes. It was created by high school sophomore Andrew Sutherland in 2005 and now contains over **400 million** study sets. All of the material is user-generated.

What can it do?

- Teachers can create unique flashcards suited for their students.
- Teachers can browse the millions of flashcard sets already created and then add that set to their class.
- Teachers can print flashcards in five different layouts, in three easy steps.
- Teachers can also print a written quiz/test to give in class.

What can students do on Quizlet.com ?

STUDY! Students can track their progress with 6 powerful study and game modes!

Flashcards—Review material, shuffle/randomize, listen with audio.

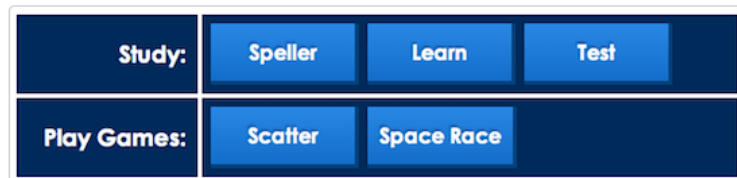
Speller—Type is heard in this audio-powered study mode.

Learn—Track correct/incorrect answers and retest missed words.

Test—Randomly generate tests based on the flashcard set.

Scatter—Race against the clock to drag and match terms/definitions.

Space Race—Type in the answer as terms/definitions scroll across the screen.




** With the Mobile App students can access the cards you create online.

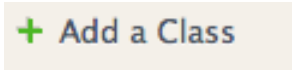


Instructions

Go to Quizlet.com

A blue rectangular button with the text "Sign Up" in white.

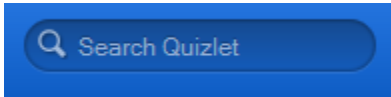
Sign Up for an account. Teachers could consider creating a department account that new teachers could access next year. Write down the username and password so it can be communicated to others.

A light beige rectangular button with a green plus icon and the text "Add a Class" in blue.

Add a class. Click on the Add a Class button on the left hand side of the screen. Add all the classes that you want to use Quizlet with.

A blue rectangular button with a white icon of three books and the text "Browse" in white.

Browse the sets already made by someone else. You might find a set for a textbook being used at your school!

A blue rectangular button with a white magnifying glass icon and the text "Search Quizlet" in white.

Search Quizlet for a specific topic or for Quizlets made by a specific user.

Search "Utah Studies," "Realidades," and "Big Ideas Math"

A blue rectangular button with a white icon of a document with a plus sign and the text "Create" in white.

Create your own Quizlet. Click on Create and start typing. Follow the instructions and fill in the boxes.

What could you do in your classroom with this new tool?

Printing Study Aids on Quizlet

Step 1: Choose mode



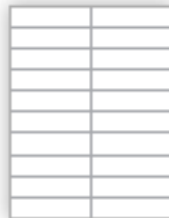
larsen ip	sum dolor something here
phil thea	was here and was aware of
hola	jdgrgle extra of dolor!
andrew	enuberland also was here also.
dawer	made this printing this card
lgreen	sum dolor sit something here
we are	trying good developing so can't plan it

table

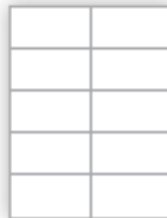


XXXXX	larsen ipsum dolor sit amet, consectetur
XXXXX	larsen ipsum dolor sit amet, consectetur
XXXXX	larsen ipsum dolor sit amet, consectetur
XXXXX	larsen ipsum dolor sit amet, consectetur
XXXXX	larsen ipsum dolor sit amet, consectetur
XXXXX	larsen ipsum dolor sit amet, consectetur
XXXXX	larsen ipsum dolor sit amet, consectetur
XXXXX	larsen ipsum dolor sit amet, consectetur


glossary



small



large



3" x 5"
index card

Step 2: Open the file

[Open PDF](#)

Step 3: Print it!

Printing 3 X 5 cards is a little bit different. See below.

Step 3: How to print

If your printer has a special "duplex" option, you can use it to automatically print double-sided. However for most printers, you need to:

1. Print the "odd-numbered" pages first
2. Feed the printed pages back into the printer
3. Print the "even-numbered" pages

If your printer prints pages *face up*, you may need to tell your printer to reverse the order when printing the even-numbered pages.

Printing a Test Using Quizlet

Printing a test is another option found on the same page as the printing of study aids. Click the words "Want to print a test? Click here."

Want to print a test? Click here.

Use Apple TV and an iPad to study cards in class. Make your classroom interactive! Create flashcards for your students and create a class online at Quizlet.com so your students can study, share, and discuss their material. Learn more on the [Teachers page](http://quizlet.com/teachers) at <http://quizlet.com/teachers>

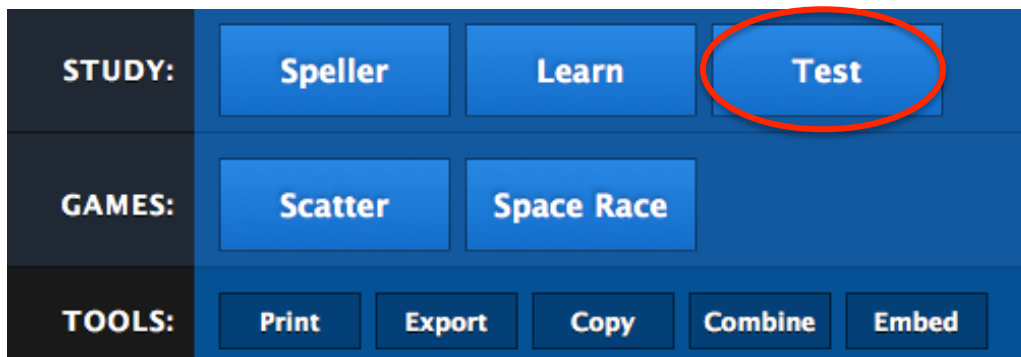
Adapted from instructions created by Bobie Glassett, Canyons School District.

Quizlet Assessments

After students have studied and practiced new vocabulary words the next step is find out what they have retained.

- Quizlet has at least two assessment options:
 - Project the test on the screen and have students write down the answer on a paper
 - Print the test and have students write on it

If you select the projection option click on Test as shown below.



- Select the types of questions you want on the test
- Select what you want students to see in the question. Choices are Term or Definition
- Decide how many questions you want (If there are many words you could just test students on 10 but tell them to be ready for all words. It will take less time for students to take the test but they will need to study all of the words)
- Click reconfigure
- Display quiz on your projector

Question Types

☒ Written
 ☐ Matching
 ☒ Multiple Choice
 ☒ True/False

Prompt With

☐ Term
 ☒ Definition

Question Limit

of 7 available terms

Reconfigure

Students can write the correct answer on their own notebook paper or on a plain piece of paper or on an answer sheet you provide.

The next step is your choice, depending on the purpose of your assessment. You can

- Have students trade papers and grade in the traditional way
- Collect the answers and then discuss each question
- Let students keep their answer sheets and make changes if necessary

If you would like, you can simply print the test and have a traditional assessment

Quizlet in the Classroom

1. Take students to a computer lab to access Quizlet.com and students can learn the vocabulary words, test on the vocabulary words, play Scatter, play Space Race, or print cards.
2. Check out the mobile lab and bring the laptops to your classroom. Have students access Quizlet.com and students can learn, test, play Scatter play Space Race, or print cards.
3. With one computer and a projector show definitions on screen and have students say the vocabulary word out loud.
4. With one computer and a projector show definitions on screen and have students write the vocabulary term.
5. Create a quiz online, print the quiz and make copies. Hand out in class in the traditional way.
6. Create a quiz online, print the quiz then show it on the document camera. Pair students up and have them discuss the correct answer.
7. Create a quiz online, check out the mobile lab and have students take the quiz online.
8. Embed the flashcards on your website and students can practice from home.
9. Tell students about the Quizlet app. Allow them to download your cards in class and put students into groups using student's mobile devices.
10. Print out cards and have students study vocabulary words in the traditional way.
11. Check out two laptops. Divide students into two teams and take turns playing scatter. First team to finish earns one point.
12. Same as number 11 but play Space Race.
13. Have students make up their own Quizlets for an assignment or extra credit (this might be a great way to review at the end of the year!)
14. For more examples of how to use Quizlet in a math clasrrom click this link.
<http://quizlet.com/teachers/math>

Source: This material adapted from Quizlet Training Materials prepared by Bobie Glassett.